

WELCOME TO THE PARADIGM BEHAVIOR'S PLAYROOM!

Each toy will have sample scripts and ideas for you to play with your child. To help you get started, there are 5 categories (defined below) with examples of what you can **say** or **do**. Use the scripts loosely, as you can expand or shorten the words. For example, if the script says "push" you can shorten the script to "p" to expect approximate sounds or expand to "push me higher."

PLAY IDEAS

These are different suggestions to play with the toy. Get silly and think outside of the box of ways to play. For example, not only do bunnies hop and wiggle their noses, but they can also be traffic conductors and direct a busy intersection full of dump trucks and race cars. In here you will also find **sample scripts** to say.

REQUESTS | MAND

Requests are when your child **wants** a certain item at that very moment. These are great teaching moments to teach your child to **say** the name of the item as a request. This is called "mand training." If your child is not consistent with saying full words, they can say part of the word like "bah" for "ball" or if they aren't consistent with sounds try eye contact or any sounds. Pictures are also helpful too.

LABELING | TACT



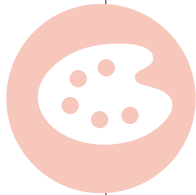
This is labeling or commenting on the items you see outloud. Point to items while saying the name of the item and even add describing words like "that **red ball** is **spikey**" and "**wow**, those **drums** are **loud**!" Talking about the toys and surroundings will expose your child to a lot of language and may even copy what you're saying next time they play. This is called a "tact."

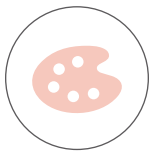
FOLLOWING DIRECTIONS | LISTENING RESPONDING

Give your child directions such as "**mix** the bowl **with a spoon**" or "**find** the red strawberry" to see if they are listening to your words. They do not need to say anything unless you ask them to, but this category is more about their actions. This called "listening responding."

CONVERSATIONS | INTRAVERBALS

Intraverbals are back and forth conversations between you and your child. Fill-in the blanks such as "ready, set...(go!)" and "phone goes...(ring ring)." It can also be a song like "baa, baa... (**black sheep**)." Fill-in the blanks are simple ways to begin teaching those back and forth conversations skills that work toward WH questions like "how was your day?" (**it was good, mom!**).





PLAY IDEAS : Pom Poms

Link: [enter link here](#)

Shoutout to: [Kelsey](#)

Email to: christinaconner@paradigmbehavior.com

Put in/out of various containers(Soda bottles, hole in yogurt container or a bowl)
 Shake in clear container
 Use spoon to transfer between bowls
 Use tongs to put in bowls
 accidentally spill the bowl.

Count how many.
 Make patterns (spontaneous and via imitation)
 Color sorting/grouping
 Color ID
 Glue onto paper
 Hide and find
 Pretend play(pom poms are cereal)

SCRIPTS

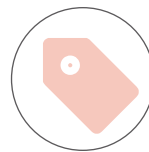
Put Pom Pom in
 Dump Pom Pom out
 Shake, Shake, Shake
 Pom Pom is soft
 Scoop it out
 Look at all the colors
 1,2,3,4...
 LOOK! a (color) one.
 Yummy! Good cereal!



REQUESTS

Help me
 Put in
 Dump out
 pom pom
 Colors
 Give
 Push
 Stuck

Stick
 Pick up
 Eat (pretend play)
 Do you want some cereal?
 Yum, More please!
 Do you like it?
 Stick on the paper



LABELING

Colors
 Texture(soft, fuzzy)
 Circle
 Bowl
 Spoon
 Glue
 yummy

Scoop
 Dump
 In
 Out
 stir
 eat
 clean up



FOLLOWING DIRECTIONS

Put in
 Dump out
 Scoop into this bowl
 Give me ___(color)
 Give me 3 ___(color)
 Put (color) in
 Put 3(color) in
 Count the yellow ones
 First Yellow, Then Blue
 First Scoop, Then dump

Shake the bowl
 First pick up, then put in
 Stir with the spoon
 Feed me some of your cereal.
 Help me clean up



CONVERSATIONS

What color is it? (blue, yellow, red)
 You put the pom pom..."in"
 How many do you have?
 "1,2,3,4..."
 What a mess let's...Clean up
 <Patterns> First red, what's next? "Yellow"
 Where did ___ Go? "Here it is!"

Let's dump them..."out"